



AULIS .

<https://www.aulis.hs-bremen.de>

AULIS – what's that?

AULIS serves as central online cooperation platform at Hochschule Bremen.
The learning environment is based on the software system ILIAS (OpenSource).

What's the use of it?

The system is used for providing students with knowledge resources and educational media and for communication and cooperation online – to support in-class lectures and online-courses as well.

How to get access to AULIS?

In order to use AULIS you need HSB-Username and HSB-Password. The Computer Center (Rechenzentrum) provides you with this account. Students have to activate this account first. With the HSB-Username and HSB-Password login to AULIS is possible with any internet connection anywhere.

Where can I find my courses?

Your destination after login is your "Personal Desktop". To look up your courses you have to switch to the „Repository“-Home. This directory is structured similar to a library. Main structuring categories on AULIS are e.g. faculties, the degree courses appear as subcategories, groups and courses are located on the following level. (The naming follows domain specific conventions, but is plausible.)

How to get access to the content?

You have to join the group or course as a member. A click on the title opens the registration. Options are: "Direct Registration", "Join With Group Password" or "Request Membership". With the status of a member you can use the online content: Downloads, Forums, Wikis, Blogs, Mediacasts, Learning Modules etc...) You can unsubscribe from a group anytime.

May I organize own groups in AULIS and add content?

Yes! All members of the HSB have the same permission rights to design and use online workspace. Under the categories of the repository you can "Add a New Object" of type "Group", fill in the content objects you want to archive or share - and you define, who will be your learning or research partners as members of your group. We expressly recommend to use these features for working together online, particularly if you are not on the campus.

What is the purpose of the internal AULIS-Mail?

The internal AULIS-Mail is mainly used to send messages to classes or working groups.
The function "Mail to members" serves as mailing list to address all members of a group at one push.

Can I receive AULIS-Mails outside the platform?

Yes. The internal AULIS-Mail offers settings to forward incoming mails to your official Hochschule Bremen-E-Mail-Address which is fixed in your „Personal Profile“ (for students: username@stud.hs-bremen.de) The service of the Rechenzentrum supports reading and sending emails (<http://webmail.hs-bremen.de>) and „Second level“-forwarding to a private email-address, as well.


Who is responsible for AULIS and helps with problems?

The Media Competence Center (MMCC) at Hochschule Bremen. Questions and suggestions of any kind are welcome: via Email to aulis@hs-bremen.de, via phone to Ulrike Wilkens, 5905-5458 or Ralf-Peter Balke, 5905-5471, or visit us on HSB-campus ZIMT, Flughafental 10, rooms 315 and 307.

Where can I find more information about AULIS?

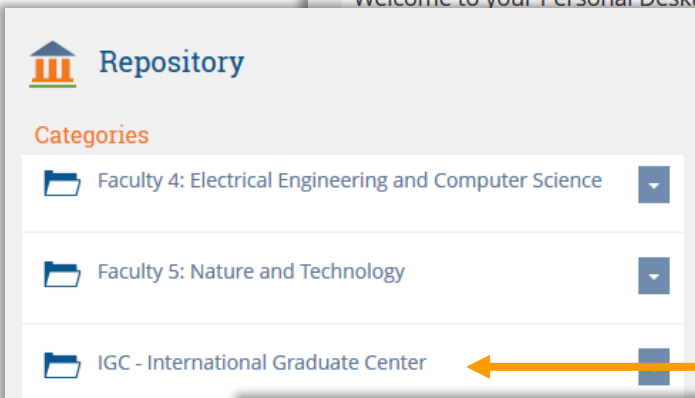
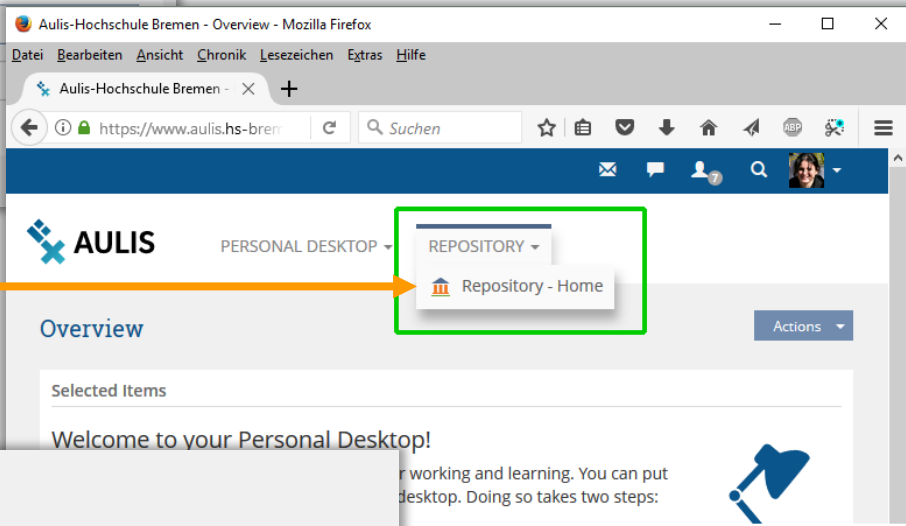
AULIS (<https://www.aulis.hs-bremen.de>) > Repository > AULIS - Information, Handbooks, FAQ.

First Steps for Students



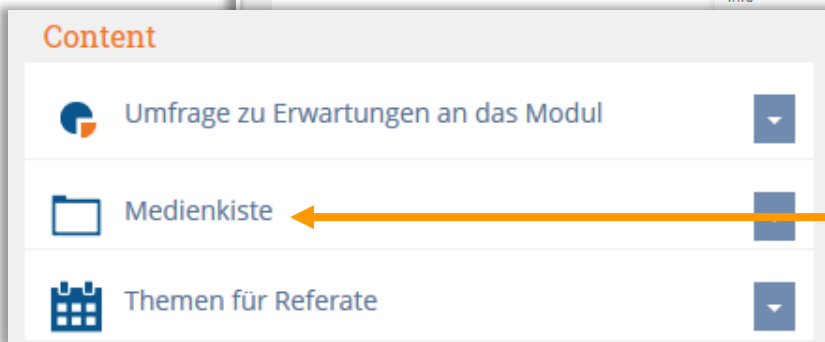
1. Login with HSB-Username HSB-Password

2. Open Repository - Home



3. Look up the faculty and study programme in the content Categories (click / touch title)

4. Join a Group / Course



5. Open a Learning Resource